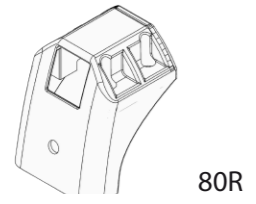
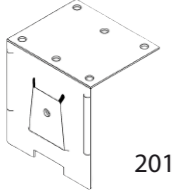


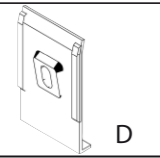
N	Q
1	4
2	4
3	4
4	4
5	8
6	1



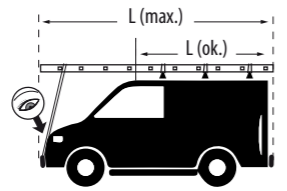
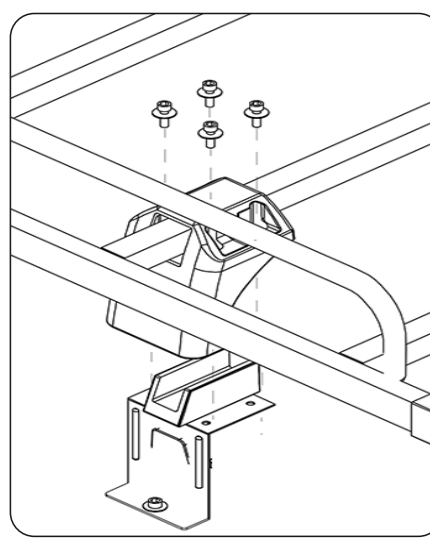
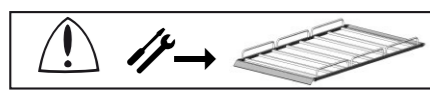
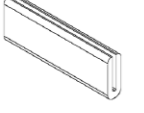
80R



201



D



N	BO0054	Q
8	DIN912 M6x20	16
9	DIN125	16


N	BO0043	Q
10	DIN912 M6x25	4

N	BO0020	Q
11	DIN9021 Ø6	4

N	Q	
12	VENT15 150mm	2
13		1

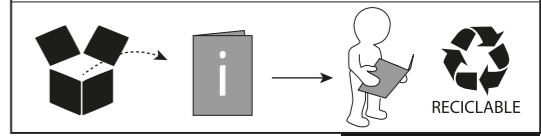
N	Q	
14		4

- E** Instrucciones de montaje Kit de fijación
- C** Instruccions de muntatge Kit de fixació
- GB** Assembly instructions Fixation Kit
- F** Instruction de montage Kit fixation
- D** Montageanleitung Stützfuß-Kit
- PT** Instruções de montagem Kit fixação
- I** Istruzioni di montaggio Kit di fissaggio
- PL** Instrukcja montażu Element mocujący
- CZ** Montážní návod Fixační kit
- HU** Szerelési Utasítás Rögzítő készlet
- RO** Instrucțiuni de montaj Kit de fixare
- HR** Detaljne upute Kit za montažu
- TU** Öncelikle montaj Montaj kiti




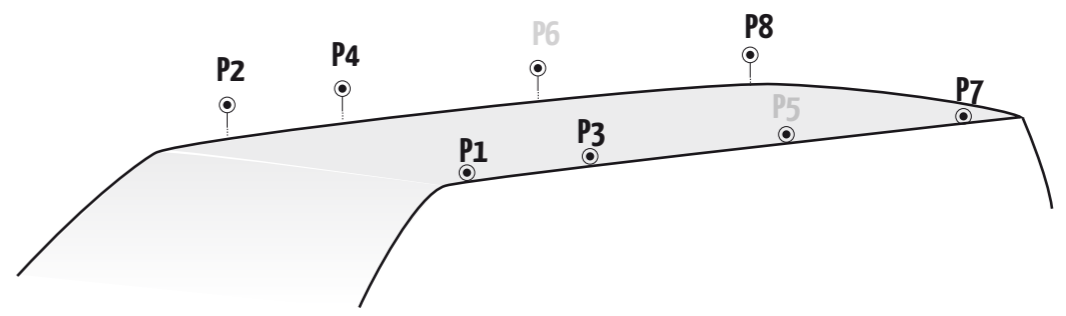
POOL-LINE ACCESORIOS, S.L.
C. Esqueis, 19. P. I. Can Barri
08415- Bigues i Riells. Barcelona (España)
www.pool-line.net

Nº HOMOLOGACIÓN: **E9** 26R-03.1042



121721

Rv: 04/2024



	L*	H**			P1	P2	P3	P4	P5	P6	P7	P8
CITROËN BERLINGO I	L1	H1	96 - 08	B000043 + B00020	VENT15	VENT15	201+D	201+D			201+D	201+D
PEUGEOT PARTNER I	L1	H1	96 - 08	B000043 + B00020	VENT15	VENT15	201+D	201+D			201+D	201+D

